

**YOUNGMAN®**

# SCAFFOLDING & SUSPENDED SOLUTIONS

[www.youngmanmanufacturing.com](http://www.youngmanmanufacturing.com)





# ABOUT US

A leading brand of ladders & work at height products - since 1926.

Youngman Group Limited, founded in 1926 by Charles Youngman, was acquired by Werner Access Products UK Holdings in 2014 and is now part of the world's largest manufacturer of work at height equipment. In 2018, the Youngman Group Limited became Werner UK Sales & Distribution Limited.

Our strong values of Safety, Innovation, Quality, Service and Integrity has led to the Youngman brand becoming the preferred choice for trade professionals. Our products are designed and manufactured to the highest quality and safety standards. Youngman Manufacturing builds on this nearly 100-year old history as a ladder manufacturer, bringing the same design and manufacturing expertise to the Indian market.

## PRODUCT RANGE

**LADDERSPAN**

**STAIRWAY TOWERS**

**ZONE - 1**

**FITOUT MASTER**

**SUSPENDE RANGE**

**HANGING**

**V - DECK**



# CHOOSING THE RIGHT HEIGHT

## A Guide to Choosing the **RIGHT TOWER**



## How To Choose The Right Tower For The Job

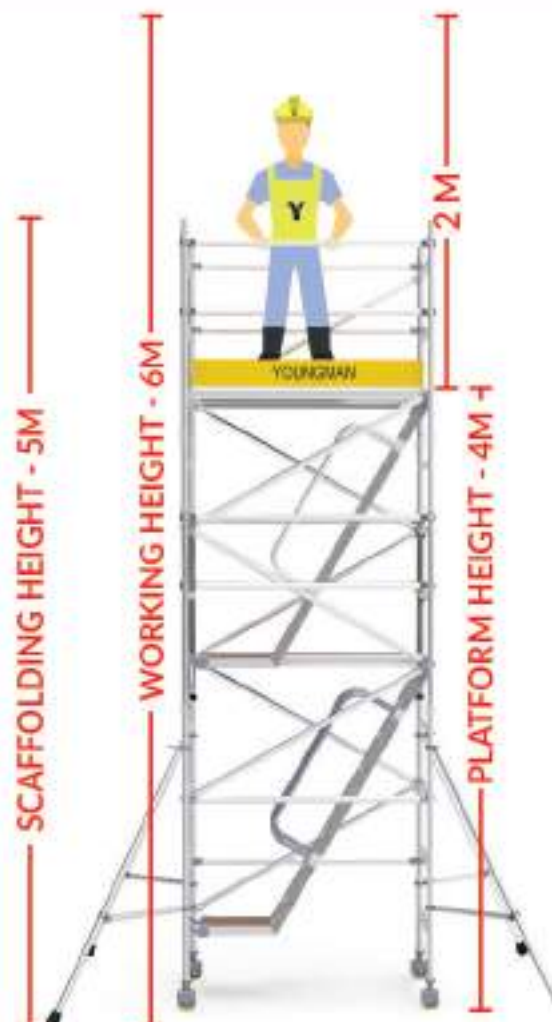

### 1 - Consider the type of work you're doing

Have you conducted a risk assessment to evaluate whether you have selected the appropriate equipment for your specific task?

For tasks involving prolonged work at heights exceeding 30 minutes, it may be more appropriate to utilize a tower instead of relying solely on conventional equipment such as ladders.

### 2. What Requirements do you have ?

From standard towers to unique product solutions, Youngman towers are designed with specific jobs in mind. The matrix below will give you an idea of suitable products depending on your requirements.





# WHY YOUNGMAN ?

Delivering Excellence for Over 100 Years

High Quality and Extensively Tested Products

Innovative Solution for Complex Problems

Pan India Presence

Fastest Delivery With Minimal Freight Charges

Excellent Customer Support & Expert Guidance

Safety Training & Demo Sessions



# BOSS RANGE

Youngman's BoSS scaffold range is a market-leading tower technology designed for professional users and manufactured with cutting-edge technology to assure consistent safety and quality. It is renowned for its strength, stability, and safety.

BOSS towers can be equipped with stairways, bridge scaffolds, cantilevers scaffolds, and rail trollies thanks to the different frame options. They're meant to be quick and simple to build, and they come with leading safety features including 3T - Through the Trapdoor construction method, ribbed rung tubing for improved grip and with internal ladders for safe and comfortable access.

## LADDERSPAN



## STAIRWAY



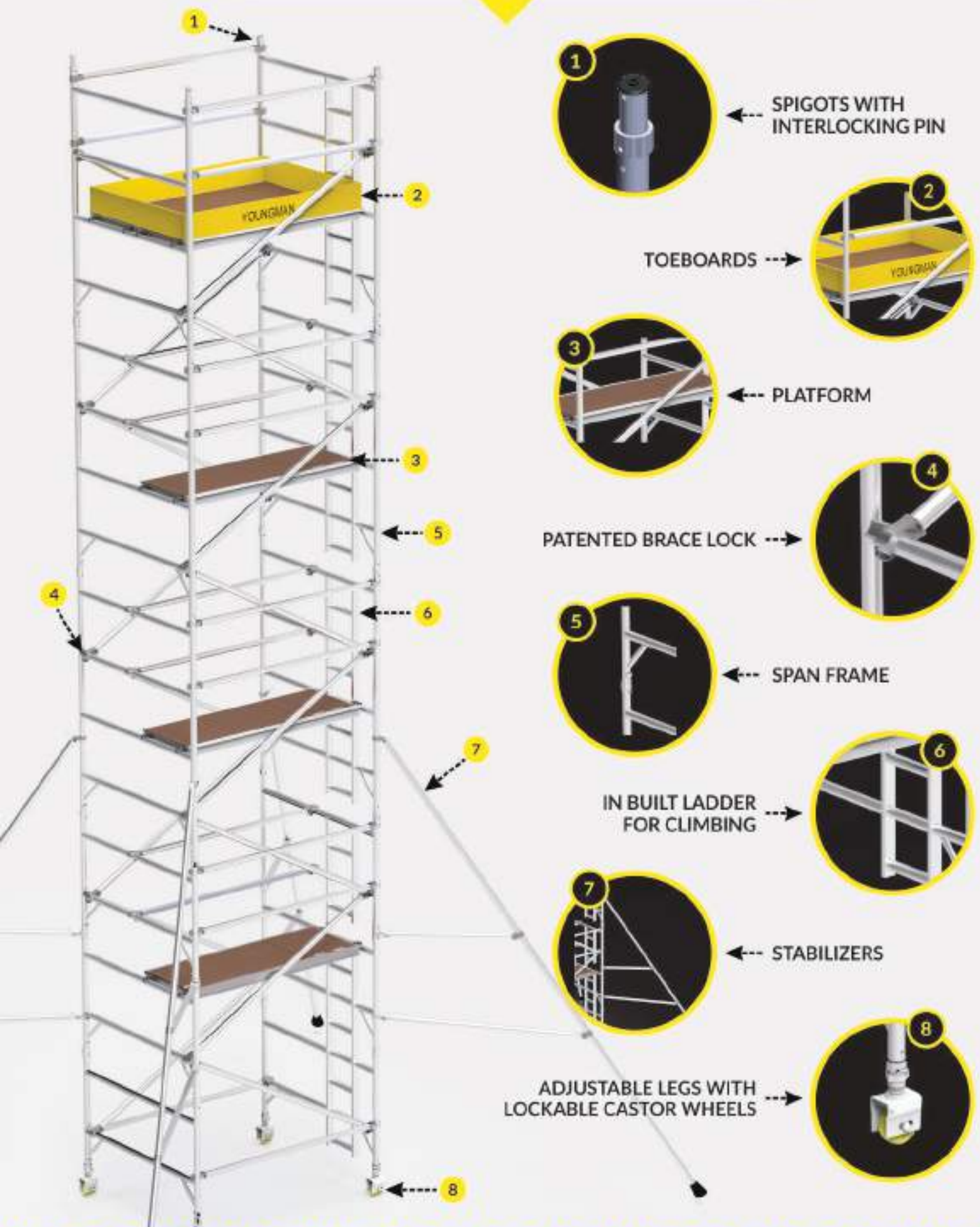
## BOSS ZONE 1





# TECHNICAL SPECIFICATIONS

ALUMINIUM GRADE 6082 T6



# LADDERSPAN

The BOSS LADDERSPAN is a smart platform scaffold for professionals in all industries that includes a modular platform tower system that is adaptable for use on both indoor and outdoor projects.

The ladder-equipped tower system makes it possible to safely ascend and descend to the working area. For the BOSS Ladderspan tower system, a variety of 0.85m and 1.45m frame widths in 1.8m or 2.5m platform lengths are available.

Our constantly evolving design makes sure that diagonal bracings are placed between frame joints, allowing only vertical weight to be applied to the joints. They have guardrail in place before operator ascends at every platform making it very safe to use.

## WHY LADDERSPAN ?

- 6082T6 Marine Grade Aluminum
- Heavy-duty & Lightweight
- Quickly & Easily Assemble and Dismantle
- Latest EN1004 & TUV Certified



275 kg per platform



950 kg per tower\*



## TECHNICAL SPECIFICATION

### DOUBLE WIDTH 1.45m

Platform (LxW)

1.8 x 1.45m

2.5 x 1.45m

### SINGLE WIDTH 0.85m

Platform (LxW)

1.8 x 0.85m

2.5 x 0.85m

\*Including Self Weight of the Tower





# STAIRWAY TOWER

In the engineering and construction business, BOSS STAIRWAY movable aluminium towers are lightweight scaffold towers used for both indoor and outdoor access solutions when a solid and safe platform is required for repeated climbing. They are perfect for installation and maintenance work, and the highly adaptable towers offer a stable working platform at a range of heights.

## WHY STAIRWAY ?

- 60-degree angle stairways enhances productivity and safety, allow quick and regular manpower movement.
- Highly reflective yellow FRP stairs make climbing methodology very simple to analyse and learn, making especially at night work safer
- In order to maintain 3T contact and boost safety, handrails are mandatory on our designed stairways.
- Excellent worker balance and mobility of small tools is possible
- Latest EN1004 & TUV Certified



275 kg per platform



950 kg per tower\*



EN 1004:2004 TUV NORD



## TECHNICAL SPECIFICATION

DOUBLE WIDTH 1.45m

SINGLE WIDTH 0.85m

Platform (LxW)

1.8 x 1.45m

2.5 x 1.45m

Platform (LxW)

1.8 x 0.85m

2.5 x 0.85m

\*Including Self Weight of the Tower



# BOSS ZONE 1

The FRP (Fibreglass) electrical shockproof Scaffold Tower- Boss Zone 1 is the top industrial fibreglass access tower in the world and is based on the well acclaimed BoSS aluminium tower. This tower is non-conductive and non-sparking, making it ideal for regions with a risk of electrocution. They are also non-reactive in chemical zones, making them useful in situations where aluminium or steel scaffolding is inappropriate.

While being as strong as aluminium or steel, the non-corroding fibreglass is easy to handle in all weather conditions because it doesn't get particularly hot or cold. Even in slippery situations, ribbed rungs on built-in ladders provide a secure grip. All of the safety measures you would anticipate from a Youngman are included in the Zone 1.

## WHY ZONE 1 ?

- Electric shock-proof, non-conductive components for application around electrical hazards
- Non-corrosive, ideal for use in close proximity to chemical risks
- It may be installed on a rail trolley, making it more suitable for use in electrical applications on railway line and metro rails.
- Simple to use and clean, making it ideal for environments that priorities cleanliness
- Authorized for use in essential Zone 1 sites.



275 kg per platform



950 kg per tower\*



EN 1004:2004



TUV NORD

## TECHNICAL SPECIFICATION

DOUBLE WIDTH 1.45m

SINGLE WIDTH 0.85m

Platform (LxW)

1.8 x 1.45m

2.5 x 1.45m

Platform (LxW)

1.8 x 0.85m

2.5 x 0.85m

\*Including Self Weight of the Tower






# ATTACHMENTS

## BRIDGE SYSTEM

BOSS Aluminum access towers are attached to aluminium lattice beams to create a broad, uninterrupted safe working space or to climb over barriers.

Available in four lengths—1.9 metres, 2.5 metres, 3.1 metres, 4.1 Meters and 6 meters—that may be used with Boss 1.8- or 2.5-meter-long deck length single- or double-width towers. It uses common deck sizes and provides quick, gap-free, trip-hazard-free platform building with locking claws.



## CANTILEVER SYSTEM

Boss Cantilever is a type of scaffold that is built to angle out from a structure. The platform can be extended parallel to the tower or in front of the tower to the width option of 0.85m or 1.45M. Cantilever Ladders provide access to otherwise unreachable areas by means of an extended platform at the top of the ladder.

Cantilever Ladders are perfect for accessing tanks, shelving units, storage containers, or anywhere else a standard ladder cannot reach while providing a safe, stable working platform. Counter weights are must to ensure the stability of the tower.



## RAIL TROLLEY

The Rail Trolley is designed to use 'On-Track' in conjunction with the Boss Zone 1 and the 1450 Stairway/Ladder span tower system to Access areas above the rail head.

Each Scaffold trolley is equipped with a fail safe braking system and is supplied with brake handles.

The scaffold trolley complies with RIS- 1701-PLT.

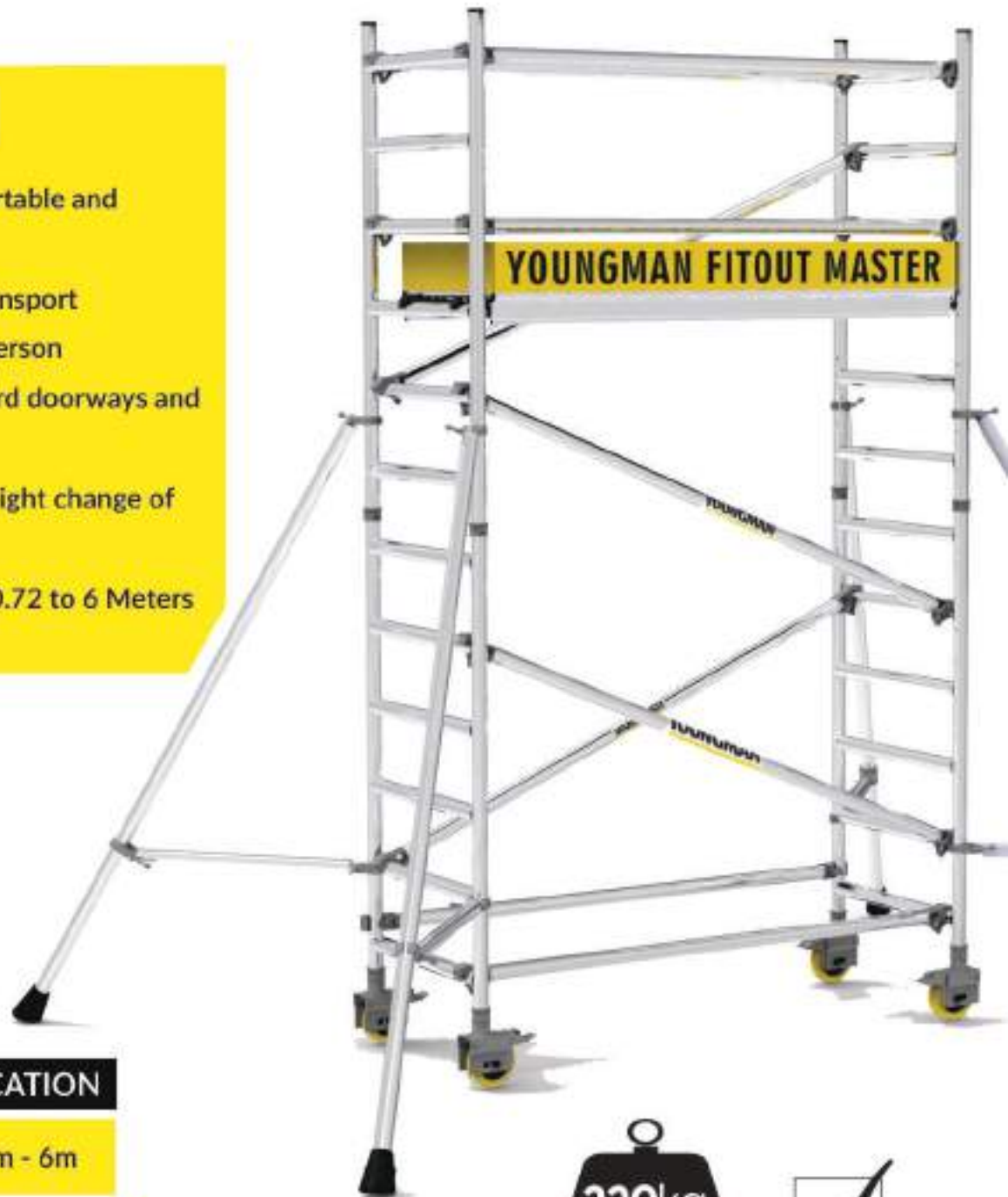


# FITOUT MASTER

Fitout Master is an excellent access solution for interior design and maintenance projects, and it's simple to transport, store, and install. They're adaptable for inside use, fitting through tight spaces to complete any indoor work-at-height task, and they're light enough to move around easily.

## WHY FITOUT ?

- They are extremely portable and modular
- Simple to store and transport
- Operated by a single person
- Moves through standard doorways and hallways
- Adjustable platform height change of 0.26 metres.
- Platform Height from 0.72 to 6 Meters



## TECHNICAL SPECIFICATION

Platform Height	1.7m - 6m
Platform Size (LxW)	1.8 x 0.75m

Note : 1.7m to 2.2m without stablizer  
\*Including Self Weight of the Tower





# CUSTOMIZED SCAFFOLDING SOLUTIONS



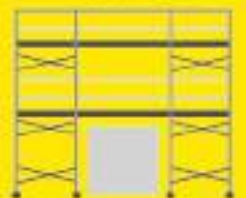
**BESPOKE STAGING FOR CHINOOK**



**BESPOKE STAGING FOR AIRCRAFTS**



**BRIDGE SYSTEM**





# SITE PHOTOGRAPHS





# SUSPENDED SCAFFOLD

## What is Suspended Scaffold?

A hanging scaffold is suspended by scaffold tubes from the top of the structural members where scaffolding from ground is impracticable.

Youngman introduces **SUSPENDED SCAFFOLDING SYSTEM** - Working floor in the air, with the help of hanging beam arrangements, Intertek Certified and properly designed and tested to European standards and proudly made in India. Simple working floor hanging from structural members with help of high strength couplers and clamps, having failsafe safety precautions, so that you feel safe and never feel you are working at height!!

Each beam and material undergo different level of testing procedure to conform with the TUV and EN certification. The certified high quality material enabled us to erect a overhanging scaffold which was capable enough to withstand the strong windy condition.

## APPLICATIONS

- HVAC Installation
- Installation ROOF & Insulations
- Electrical and Conduit Installations
- Interior Finishing
- Fire Fighting Works

## WORKING AREAS

- Airports
- Conventional Centres
- High Rise Buildings
- Stadiums





# SUSPENDED SCAFFOLD

## YOUNGMAN'S OVERHANGING SCAFFOLD

Light Weight

Time Saving

Less Manpower Needed

Less Volume

No Ground Space Restriction

Proper safety as per EN standards

**V/S**

## TRADITIONAL METHOD

Very Heavy Weight

Time Consuming

More Manpower Required

More Volume

Ground Space Restricted fully

No Safety

## TECHNICAL SPECIFICATIONS

Load Capacity	2.5kN/m <sup>2</sup>
Platform Dimension	1.8m x 0.4m
Beam Length	4.1m & 6.1m
Aluminium Grade	6082T6
Tested By	Intertek
Height Range	Up to 30m (*Can Go More Depending on Site Condition)





# V-DECK™

## Temporary Suspended Modular Platform



### Innovation in Access

The V-Deck™ is a modular temporary work platform based upon **high tensile steel V-Trusses™** which are supported by **Grade 10 steel V-Chains™** attached to the structure by high tensile steel locking **V-Clamps™**. The **100% marine grade aluminum V-Decks™** latch onto the **V-Truss™** forming a continuous work platform.

- Fully compatible with all types of scaffolding.
- The V-Deck™ can take wind speed of 50m/s or 112mph.
- Scaffold boards are used for infill where obstructions dictate.
- The average installation rate is 50m<sup>2</sup> per day for a 4-person team.
- No contact points when the system has been removed resulting in a top-quality coatings finish.
- The V-Deck™ can be stepped, lifted, lowered, and angled while the platform is in original position in order to overcome obstacles and provide the exact height required for the work.

### WHY V-DECK ?

88% TIME-SAVING

93% LIGHTER

75% LESS VOLUME

100 % CONTACT LESS POINTS

### WORKING AREAS

BRIDGES

JETTIES

PIPE RACKS

OFFSHORE UNDERDECKS



# V-DECK™




BRIDGE



OFFSHORE



OFFSHORE



OFFSHORE



BOILER



JETTY









## This image shows a full page of blank graph paper. The grid consists of small, uniform squares formed by thin, light gray lines. There are no margins, text, or other markings on the page.





Delhi NCR • Mumbai • Chennai • Bangalore • Kolkata • Ahmedabad • Lucknow • Indore • Guwahati  
Goa • Surat • Bhubaneswar • Hyderabad • Cochin • Vizag • Chandigarh • Pune • Neemrana.

# YOUNGMAN®

Youngman Manufacturing India Pvt. Ltd.

Mob : +91-9015964626, +91-9205586056 • Email : sales@youngman.co.in  
www.youngmanmanufacturing.com | store.youngman.co.in